

Please see overleaf for installation guidelines.

When set at 15-20lb per ft the lamp will not move under its own weight (flap or Adjustable bracket retaining bolts - Max Torque to be applied 20lb per ft. Do not Over tighten the Mounting Brackets ! irreparable damage can occur !

There are NO user serviceable parts inside this flood light, opening the flood light could damage the moisture seal and void the warranty! strain relief offers adequate protection from water ingress. connection to the mains supply; this will ensure that the specially designed IP rated The Flex floodlight is provided with a H07, or equivalent 3 core mains cable for This product is a "Class 1" product and will require a permanent earth connection. This product correctly will invalidate any warranty and could present a risk to life. This product is intended to be installed by a qualified electrician, failure to wire the

compatible PIR and sensors, find out more on www.powerled.uk.com it will provide years of trouble free operation, should the flood light need to be controlled by a PIR or Dusk to Dawn sensor we offer a complete range of Led This is a sensitive electronic product, when installed correctly and handled carefully Important information about installing your FLEX Floodlight

READ THIS FIRST!



Declaration of Conformity

We PowerLed (wholly owned subsidiary of Sunpower Group Holdings Ltd). of Orion House, Calleva Park, Aldermaston, Berkshire, RG7 8SN, UK. declare under our responsibility that our product FLEX series is here with confirmed to comply with the requirements set out in the Council Directive on the Approximation of the Laws of the Member States relating to Electromagnetic Compatibility Directive (2014/30/EU).

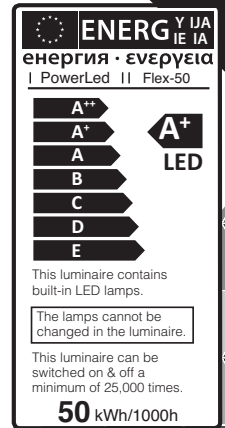
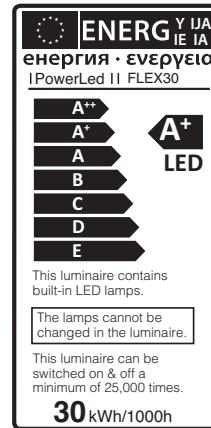
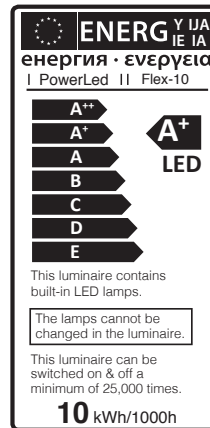
Wednesday 8th June 2016.

Mark Ellis
Quality Manager



Registered in England: No. 9436662
Registered Office: Orion House, Calleva Park, Aldermaston, Berkshire, RG7 8SN

FLEX Series LED Floodlight



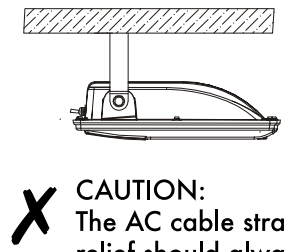
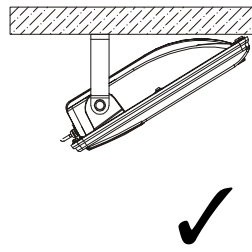
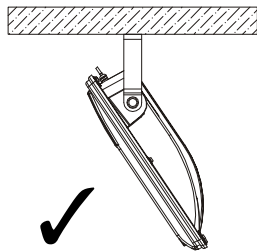
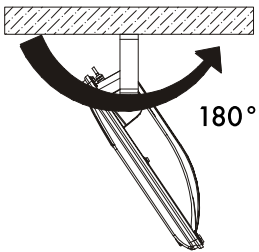
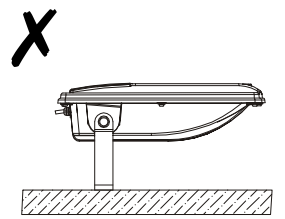
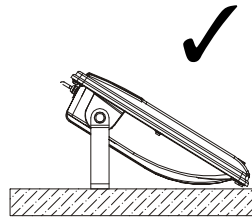
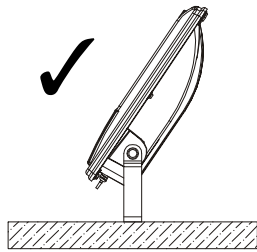
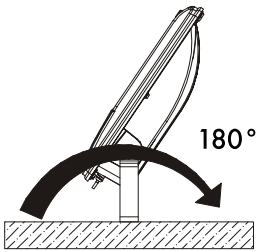
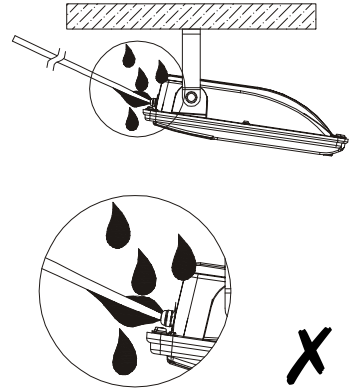
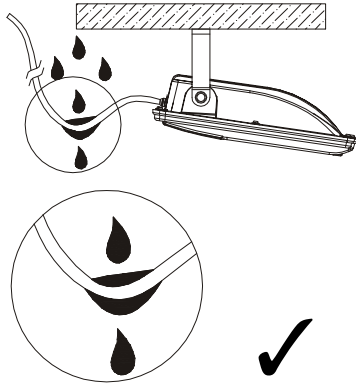

www.powerled.uk.com

FLEX Series

LED Floodlight

Instructions

Brown - L
Blue - N
G/Y - GND



X CAUTION:
The AC cable strain relief should always be below the horizontal