

When set at 15-20lb per ft the lamp will not move under its own weight (flop or droop) in any fitted orientation.

Do not Over tighten the Mounting Brackets ! irreparable damage can occur ! Adjustable bracket retaining bolts - Max Torque to be applied 20lb per ft.

There are NO user serviceable parts inside this flood light, opening the flood light could damage the moisture seal and void the warranty!

The FLEX-PIR floodlight is provided with a H05, or equivalent 3 core mains cable for connection to the mains supply; this will ensure that the specially designed IP rated strain relief offers adequate protection from water ingress.

This product is intended to be installed by a qualified electrician, failure to wire the product correctly will invalidate any warranty and could present a risk to life. This product is a "Class 1" product and will require a permanent earth connection.

Important information about installing your FLEX-PIR floodlight. This is a sensitive electronic product, when installed correctly and handled carefully it will provide years of trouble free operation.

READ THIS FIRST!



## Declaration of Conformity

We PowerLed (wholly owned subsidiary of Sunpower Group Holdings Ltd). of Orion House, Calleva Park, Aldermaston, Berkshire, RG7 8SN, UK. declare under our responsibility that our product FLEX-PIR series is here with confirmed to comply with the requirements set out in the Council Directive on the Approximation of the Laws of the Member States relating to Electromagnetic Compatibility Directive (2014/30/EU).

Wednesday 8th June 2016.

Mark Ellis  
Quality Manager



Registered in England: No 3137835  
Registered Office: Orion House, Calleva Park, Aldermston, Berkshire, RG7 8SN

## FLEX-PIR Series LED Remote Control Floodlight



	<b>ENERGY LABEL</b> енергия · ενεργεια I Powered II FLEX-PIR10-70
A <sup>++</sup>	 <b>A<sup>+</sup> LED</b>
A <sup>+</sup>	
A	
B	
C	
D	
E	
This luminaire contains built-in LED lamps.	
The lamps cannot be changed in the luminaire.	
This luminaire can be switched on & off a minimum of 25,000 times.	
<b>10-70 kWh/1000h</b>	

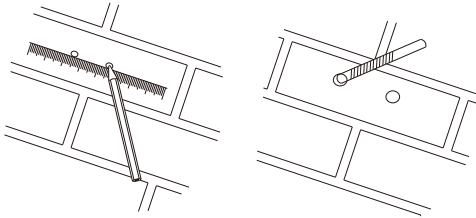
[www.powerled.uk.com](http://www.powerled.uk.com)

# FLEX-PIR Series

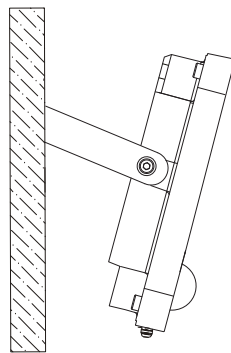
## LED Remote Control Floodlight Instructions

Before starting installation ensure the power is turned off.

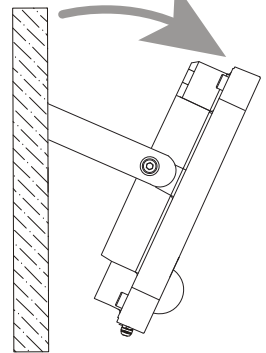
Mark the position to fix the FLEX-PIR floodlight and drill the holes.



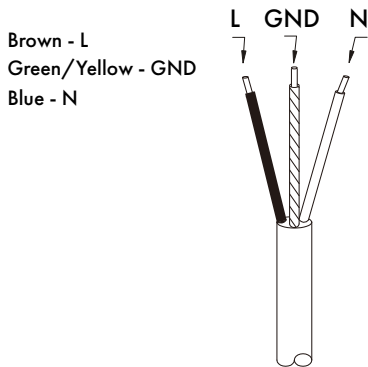
Secure the FLEX-PIR floodlight into required position using the expansion bolts.



Rotate the FLEX-PIR on the bracket to required angle.

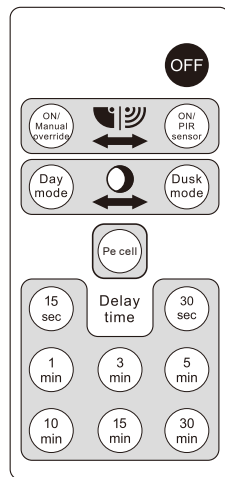


Connect the cable as per diagram



Cable ~ H05RN-F  
300mm long - 3 core 1mm

Using the remote control



OFF	Turns the floodlight off and into standby mode
ON/Manual Override	Turns the floodlight permanently on with the PIR motion sensor and Dusk to Dawn photocell disabled
ON/PIR Sensor	Activates the PIR motion sensor
Day Mode	Maintains the PIR motion sensor functionality for all light levels
Dusk Mode	The PIR motion sensor only operates when the ambient light level is below 65Lx
Delay Time	Time buttons for the period of time that the floodlight is ON after motion detection by the PIR
PE Cell (Motion Sensor Disabled)	The floodlight switches on if the light level is below 20Lx and off when the light level is above 80Lx

When a command is accepted by the floodlight it will flash OFF and ON again. The floodlight has memory and will retain the latest programmed settings after being switched OFF and ON again.

### INSTALLATION SAFETY GUIDELINES

- This luminaire should be installed by a qualified electrician.
- The cable of the luminaire may not be placed underground.
- The product may not be modified or converted.
- Do not cover the product - provide free air circulation at all times.
- The luminaire must be kept free of dirt, leaves. etc.

Warning! Before commencing installation or maintenance ensure electricity is switched off at the mains.

Warning! The safety of this LED Floodlight is guaranteed only if the instructions are properly respected. It is therefore necessary to keep them safe.

Modification of this product will void any warranty.

For more information on the FLEX-PIR floodlight series or help with installation, please visit: [www.powerled.uk.com](http://www.powerled.uk.com) or call 0118 970 3856.