

## Declaration of Conformity

We PowerLed (wholly owned subsidiary of Sunpower Group Holdings Ltd). of Orion House, Calleva Park, Aldermaston, Berkshire, RG7 8SN, UK. declare under our responsibility that our product BLADE2 is here with confirmed to comply with the requirements set out in the Council Directive on the Approximation of the Laws of the Member States relating to Electromagnetic Compatibility Directive (2014/30/EU).

Saturday 21st December 2019.

Mark Ellis  
Quality Manager



Registered in England: No. 9436662  
Registered Office: Orion House, Calleva Park, Aldermaston, Berkshire, RG7 8SN

## BLADE2 LED Floodlight



	<b>ENERG</b> Y IJA IE IA
енергия · ενεργεια	
PowerLed    BLADE2	
A++	<b>A++</b> LED
A+	
A	
B	
C	
D	
E	
This luminaire contains built-in LED lamps.	
The lamps cannot be changed in the luminaire.	
This luminaire can be switched on & off a minimum of 25,000 times.	
<b>100-600 kWh/1000h</b>	

[www.powerled.uk.com](http://www.powerled.uk.com)

Important information about installing your BLADE2 Floodlight  
 This is a sensitive electronic product, when installed correctly and handled carefully it will provide years of trouble free operation, should the flood light need to be controlled by a PIR or Dusk to Dawn sensor we offer a complete range of Led compatible PIR and sensors, find out more on [www.powerled.uk.com](http://www.powerled.uk.com)

This product is intended to be installed by a qualified electrician, failure to wire the product correctly will invalidate any warranty and could present a risk to life. This product is a "Class 1" product and will require a permanent earth connection. The BLADE2 floodlight is provided with a H05, or equivalent 3 core mains cable for connection to the mains supply; this will ensure that the specially designed IP rated strain relief offers adequate protection from water ingress.

There are NO user serviceable parts inside this flood light, opening the flood light could damage the moisture seal and void the warranty!

Do not Over tighten the Mounting Brackets ! irreparable damage can occur ! Adjustable bracket retaining bolts - Max Torque to be applied 20lb per ft.

When set at 15-20lb per ft the lamp will not move under its own weight (flop or droop) in any fitted orientation.

READ THIS FIRST!

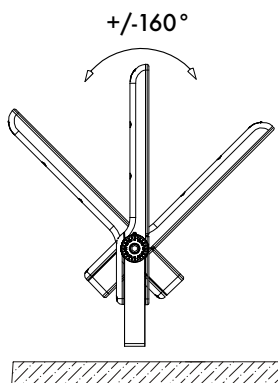
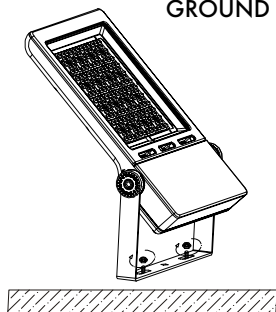
# BLADE2 Series

## LED Floodlight

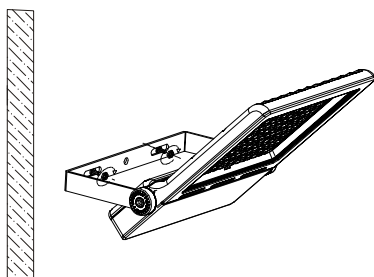
### Instructions

---

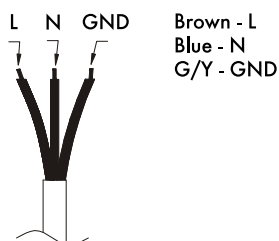
GROUND MOUNTING




WALL MOUNTING



WIRING DIAGRAM



CEILING MOUNT



#### INSTALLATION INSTRUCTIONS

**Warning!** The safety of this floodlight is guaranteed only if the following instructions are properly respected. It is therefore necessary to keep them safe.  
**Warning!** Before commencing installation or maintenance ensure electricity is switched off at the mains.

- Modification of this product will void any warranty.
- This floodlight must be installed by a qualified electrician.
- Make sure the electricity is turned off before installation.
- Disconnect the electricity on the circuit which you are working on.
- This product should be installed by a qualified electrician using AC cabling approved to relevant national standards.
- Warranty - Any electrical or mechanical changes made to the product will invalidate the warranty. For further details please see the product datasheet.