

# ZEN7



## 22W ~ 7" LED DOWN LIGHT KIT



### Key Features:

- Bright lumen output, low glare
- High Efficiency LED chip and reflector system
- Quick connect external dimmable driver included compatible with trailing edge dimmer
- Energy savings of 85% & low maintenance costs
- Anodised aluminium heat sink
- Long life - 50k hours
- 100° beam angle

### ZEN7 SPECIFICATION

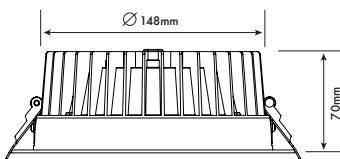
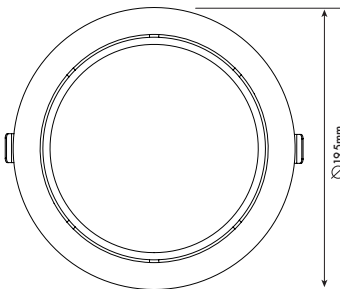
Part Code	ZEN7 22W3K-W	ZEN7 22W4K-W	ZEN7 22W3K-SN	ZEN7 22W4K-SN
Fitting Colour	White	White	Satin Nickel	Satin Nickel
Driver AC Input	220 ~ 240V	220 ~ 240V	220 ~ 240V	220 ~ 240V
Input Current	700mA	700mA	700mA	700mA
Input Voltage	32V	32V	32V	32V
Power	22W	22W	22W	22W
Lumens	1900lm	2000lm	1900lm	2000lm
Colour (K)	3000	4000	3000	4000
Lumen Field Angle	100°	100°	100°	100°
Working Temperature	-20°C ~ +40°C	-20°C ~ +40°C	-20°C ~ +40°C	-20°C ~ +40°C
CRI	80	80	80	80
Weight	660g	660g	660g	660g
Dimensions	Ø 195 x 70mm	Ø 195 x 70mm	Ø 195 x 70mm	Ø 195 x 70mm



### Available Variants

ZEN7 22W3K-W-DA	ZEN7 22W4K-W-DA	ZEN7 22W3K-SN-DA	ZEN7 22W4K-SN-DA	DALI Dimmable
ZEN7 22W3K-W-DSI	ZEN7 22W4K-W-DSI	ZEN7 22W3K-SN-DSI	ZEN7 22W4K-SN-DSI	DSI Dimmable
ZEN7 22W3K-W-350	ZEN7 22W4K-W-350	ZEN7 22W3K-SN-350	ZEN7 22W4K-SN-350	Reduced Power 350mA Driver

### Mechanical Diagram



### Additional Accessories



Optional emergency pack EP3KIT, is also available for use with the ZEN Series, if you would like to make the down lights operate as emergency lighting as well.



Quick and easy connector

PowerLed (UK) Ltd  
Orion House  
Calleva Park  
Aldermaston  
Berkshire  
RG7 8SN

Contact:  
Tel: 0118 9703856  
enquiries@powerled.uk.com  
www.powerled.uk.com

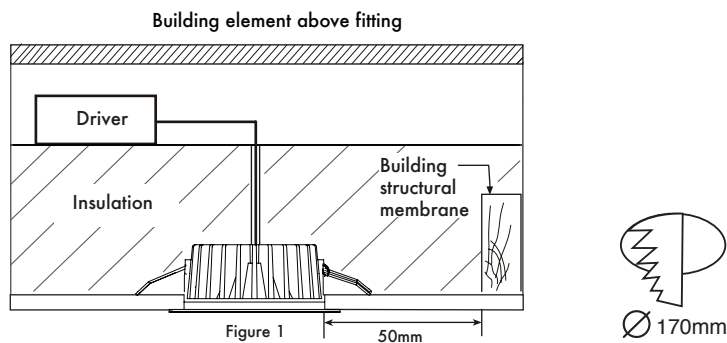


# ZEN7

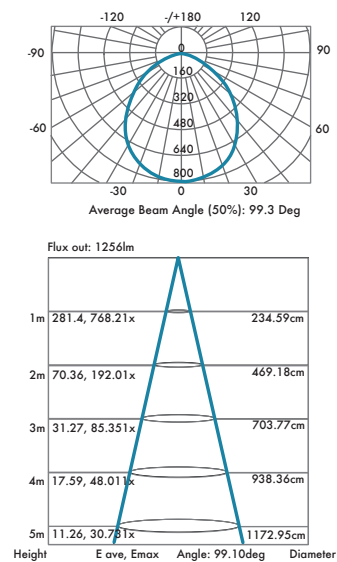
## 22W ~ 7" LED DOWN LIGHT KIT



### Installation Diagram



### Photometric



### Driver Connection

