

GENESIS3L LINEAR HIGHBAY LED LIGHT

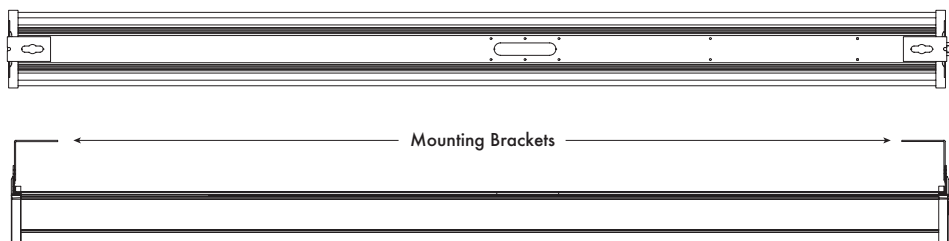
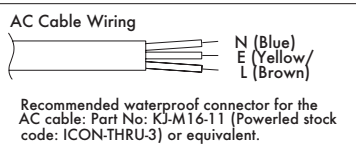


INSTALLATION Instructions

- Terminal block not included. This light must be installed by a qualified electrician only.
- Disconnect the electricity on the circuit which you are working on.
- The external flexible cable or cord of this luminaire cannot be replaced; If the cord is damaged the luminaire should be returned.
- The light source of the luminaire is not user replaceable; when the light source reaches the end of it's life the luminaire should be replaced.
- Follow the instructions as illustrated in the diagram.

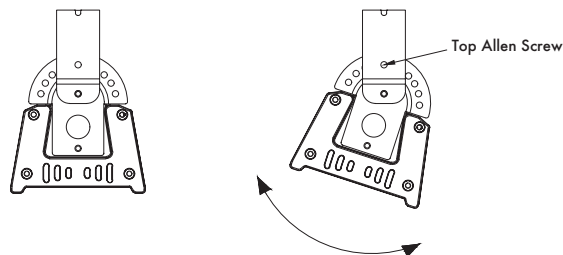
Warranty:

- Warranty - Any electrical or mechanical changes made to the product will invalidate the warranty. For further details please see the product datasheet.



For more information on the highbay light series or help with installation, please visit: www.powerled.uk.com or call 0118 970 3856.

Changing the angle of the Highbay



- 1 Remove the top allen screws from both sides of the bracket.
- 2 Place the Highbay in the preferred position and fasten the top allen screws on both sides.

GENESIS3L LINEAR HIGHBAY LED LIGHT

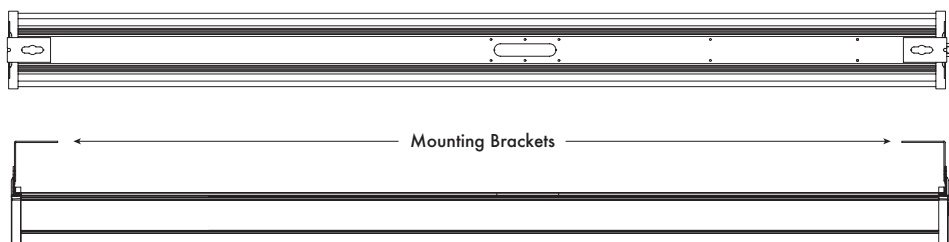
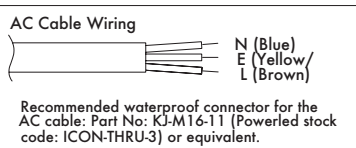


INSTALLATION Instructions

- Terminal block not included. This light must be installed by a qualified electrician only.
- Disconnect the electricity on the circuit which you are working on.
- The external flexible cable or cord of this luminaire cannot be replaced; If the cord is damaged the luminaire should be returned.
- The light source of the luminaire is not user replaceable; when the light source reaches the end of it's life the luminaire should be replaced.
- Follow the instructions as illustrated in the diagram.

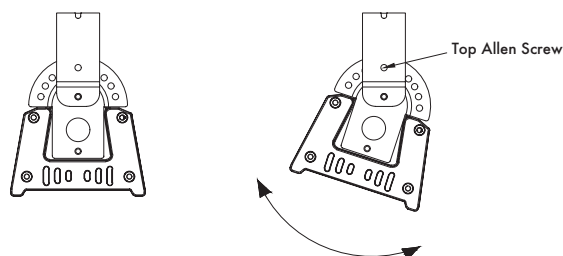
Warranty:

- Warranty - Any electrical or mechanical changes made to the product will invalidate the warranty. For further details please see the product datasheet.



For more information on the highbay light series or help with installation, please visit: www.powerled.uk.com or call 0118 970 3856.

Changing the angle of the Highbay



- 1 Remove the top allen screws from both sides of the bracket.
- 2 Place the Highbay in the preferred position and fasten the top allen screws on both sides.

Declaration of Conformity

We PowerLed (UK) Ltd (wholly owned subsidiary of Sunpower Group Holdings Ltd). of Orion House, Calleva Park, Aldermaston, Berkshire, RG7 8SN, UK. declare under our responsibility that our product GENESIS3L is here with confirmed to comply with the requirements set out in the Council Directive on the Approximation of the Laws of the Member States relating to Electromagnetic Compatibility Directive (2014/30/EU).

Wednesday 8th June 2016.

Mark Ellis
Quality Manager



Registered in England: No. 9436662
Registered Office: Orion House, Calleva Park, Aldermaston, Berkshire, RG7 8SN



GENESIS3L LED LINEAR HIGHBAY LIGHT

The image shows an energy label for the GENESIS3L LED Linear Highbay Light. It features the European Union flag and the text 'ENERGY LABEL' in multiple languages: 'ENERG' (English), 'енергия' (Bulgarian), and 'ενεργεια' (Greek). Below this, it says 'PowerLed II GENESIS3L'. A scale of energy efficiency classes from A++ to E is shown, with A++ being the highest and E the lowest. The A++ class is highlighted with a large arrow pointing to it. Below the scale, it states 'This luminaire contains built-in LED lamps.' and 'The lamps cannot be changed in the luminaire.' It also mentions 'This luminaire can be switched on & off a minimum of 25,000 times.' and '81-200 kWh/1000h'. The website 'www.powerled.uk.com' is printed at the bottom.

www.powerled.uk.com

Declaration of Conformity

We PowerLed (UK) Ltd (wholly owned subsidiary of Sunpower Group Holdings Ltd). of Orion House, Calleva Park, Aldermaston, Berkshire, RG7 8SN, UK. declare under our responsibility that our product GENESIS3L is here with confirmed to comply with the requirements set out in the Council Directive on the Approximation of the Laws of the Member States relating to Electromagnetic Compatibility Directive (2014/30/EU).

Wednesday 8th June 2016.

Mark Ellis
Quality Manager



Registered in England: No. 9436662
Registered Office: Orion House, Calleva Park, Aldermaston, Berkshire, RG7 8SN



GENESIS3L LED LINEAR HIGHBAY LIGHT

The image shows an energy label for the GENESIS3L LED Linear Highbay Light. It features the European Union flag and the text 'ENERGY LABEL' in multiple languages: 'ENERG' (English), 'енергия' (Bulgarian), and 'ενεργεια' (Greek). Below this, it says 'PowerLed II GENESIS3L'. A scale of energy efficiency classes from A++ to E is shown, with A++ being the highest and E the lowest. The A++ class is highlighted with a large arrow pointing to it. Below the scale, it states 'This luminaire contains built-in LED lamps.' and 'The lamps cannot be changed in the luminaire.' It also mentions 'This luminaire can be switched on & off a minimum of 25,000 times.' and '81-200 kWh/1000h'. The website 'www.powerled.uk.com' is printed at the bottom.

www.powerled.uk.com