

GENESIS2 Highbay LED Lighting



Key Features:

- IP65 main voltage LED light
- High system efficacy >110lm/W
- Instant start with no flickering
- Energy saving & low maintenance costs
- Long life ~ up to 50k hours
- Passive cooling for optimum thermal management
- 5 years warranty
- High efficiency using Philips Lumileds LED chip and reflector system



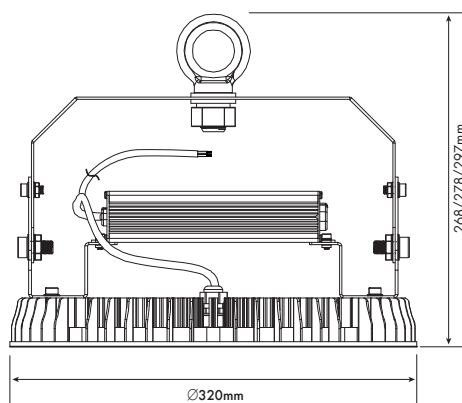
GENESIS2 SPECIFICATION

Model Number	GEN2-16500	GEN2-22500	GEN2-37500
Input Voltage	220-240V	220-240V	220-240V
Power Consumption	150W	180W	300W
Lumens	16500lm	23250lm	37500lm
Beam Angle	110°	110°	110°
Colour (K)*	5000*	5000*	5000*
CRI	>82	>82	>82
Efficacy (lm/W)	110	112	125
Fitting Colour	Black	Black	Black
Housing	Die cast aluminium		
Diffuser	Polycarbonate ~ evaporative coating		
Mounting	Adjustable Bracket		
AC Cable	1500mm H05RN-F Core: 3x1.0mm ²		
Power Factor	>0.95		
Working Temperature	-35°C ~ +50°C		
Protection	Ingress IP65		
Weight	5.41kg	5.8Kg	6.5Kg
Dimensions	Ø 320 x 268mm	Ø 320 x 278mm	Ø 320 x 297mm
Accessories	Aluminium reflector, wire guard		

*Also available in 3000K on request.

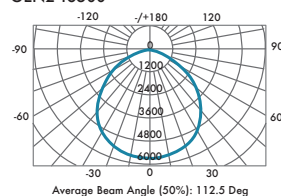


Mechanical Diagrams

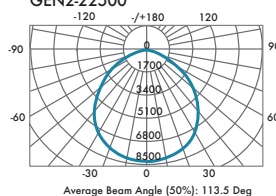


Photometrics

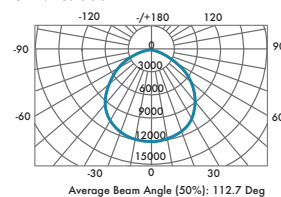
GEN2-16500



GEN2-22500



GEN2-37500



PowerLed (UK) Ltd
Orion House
Calleva Park
Aldermaston
Berkshire
RG7 8SN

Contact:
Tel: 0118 9703856
enquiries@powerled.uk.com
www.powerled.uk.com



GENESIS2 Highbay LED Lighting



Available Variants

GEN2-xxxxx-DH-CF Daylight Harvesting & Corridor Function

GEN2-xxxxx-MS Microwave On/Off Sensor


GEN2-xxxxx-EP10 10W 3Hr Emergency Light Conversion

Example: GEN2-16500-DH-CF

(GEN2-16500 with Daylight Harvesting & Corridor Function)



Microwave On/Off sensor, daylight harvesting and corridor function sensor

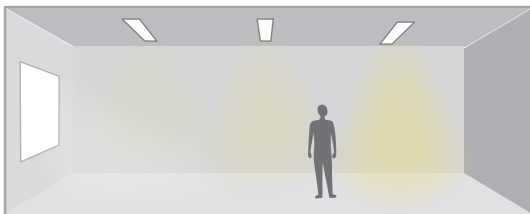


EP10 Emergency (Remote on 300W)

GENESIS2 Microwave Sensors ~ DH & CF

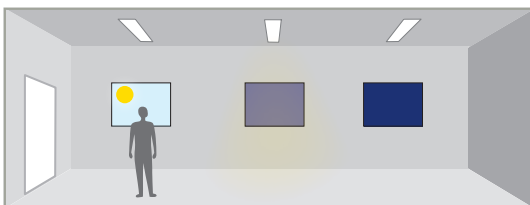
Featuring the innovative Daylight Harvesting Sensor and Corridor Function with our GENESIS2 range, controlling your application has become even easier. With the corridor function built in, it is automatically enabled with no additional commissioning effort required. Including a remote to control your functions for dimming and luminous output, users may choose between using pre-set lighting profiles for everyday use, or programming of custom light levels and sequences individually.

Day Light Harvesting



Light will switch on when movement is detected and/or if natural light is insufficient. The sensor will adjust brightness levels according to natural light while the room is occupied.

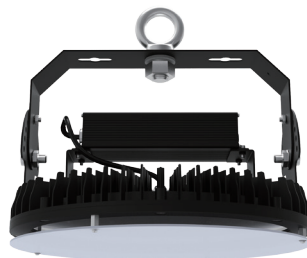
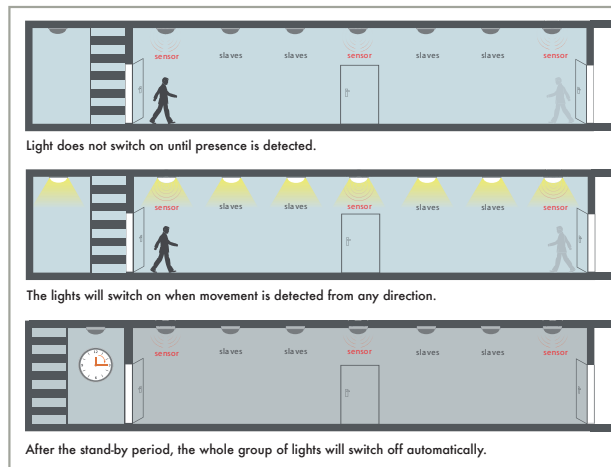
Corridor Function



Light will switch off if natural light is sufficient; and then also dim to the selected minimum level when the room isn't occupied, switching off when the selected standby period has passed.

GENESIS2 Microwave Sensors ~ MS

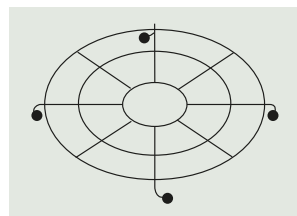
The GENESIS2 is available with a motion sensor switch as an optional extra. (The motion sensor detects movement to turn on and turns off after a pre-selected hold-time, when there is no further movement.) A daylight sensor is also incorporated to switch off the light when there is sufficient natural light.



Anti-glare diffuser



Aluminium Reflector



Genesis2 Wire Guard

PowerLed (UK) Ltd
Orion House
Calleva Park
Aldermaston
Berkshire
RG7 8SN

Contact:
Tel: 0118 9703856
enquiries@powerled.uk.com
www.powerled.uk.com



GENESIS2 Highbay LED Lighting



Testing & Certification

The GENESIS2 floodlight has been extensively tested to the following criteria:-

Salt Spray Test

IEC 60068-2-52 specifies the application of the cyclic salt mist test to components or equipment designed to withstand a salt-laden atmosphere as salt can degrade the performance of parts manufactured using metallic and/or non-metallic materials.

International Protection (IP) Rating

IEC 60529, sometimes interpreted as Ingress Protection Marking, classifies and rates the degree of protection provided against intrusion (body parts such as hands and fingers), dust, accidental contact, and water by mechanical casings and electrical enclosures. It is published by the International Electrotechnical Commission (IEC). The equivalent European standard is EN 60529.

CE Certificate of Conformity

CE marking is a certification mark that indicates conformity with health, safety, and environmental protection standards for products sold within the European Economic Area (EEA). This also includes EMI, EMS, Low Voltage Directive and Energy Related Products Directive.

ECA compliance Certificate

Photometric Reports

Driver Data

Philips LumiLEDs Chip data

Copies of these certificates and reports are available upon request