



RAPIER

LED Commercial Floodlight



Product Features

- High durability die-cast aluminium housing for industrial, commercial, indoor and outdoor applications
- Lockable bracket for wind stability, removable for easy installation and maintenance (200W/300W models)
- Finned and streamlined die-cast aluminium heat sink for efficient thermal management and extended product life
- Breathable gland for preventing condensation build-up and protecting internal components
- High aluminium content for improved heat dissipation and durability
- UV stabilised H05RN-F cable for maintained flexibility and performance under UV exposure
- 300W Available, MOQ and lead time applies



Serviceable Driver for 10 Years

Designed for long lifespan and easy servicing to reduce replacement costs.



Integrated Dusk-to-Dawn Sensor

Pull the cap off to enable the sensor to save energy and extend product life. Do not unscrew!




Designed for High Humidity

Moisture resistant sealed housing to ensure peak performance in humid or damp environments.

RAPIER

LED Commercial Floodlight



Breathable Gland

Prevents condensation build-up and protects internal components for long-term reliability.



Removable Bracket on 200W/300W

Allows quick installation and easier maintenance without compromising stability.



Removable Cover Design

Simplifies access to internal parts for faster servicing and reduced downtime.



Lockable Bracket

Secures the fitting in place for consistent performance in high wind conditions.

Applications

Ideal for warehouses, loading bays, car parks, industrial yards, commercial and retail spaces.

Specification

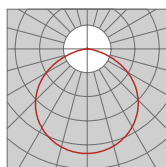


Input Voltage	100-240VAC	100-240VAC	100-240VAC
Frequency	50/60Hz	50/60Hz	50/60Hz
Wattage	100W	150W	200W
Power Factor	≥0.9	≥0.9	≥0.9
CCT	5000K	5000K	5000K
CRI (Ra)	≥70	≥70	≥70
Lumen Output	15500lm	23100lm	31600lm
Efficacy	155lm/W	154lm/W	158lm/W
Beam Angle	110°	110°	110°
Operating Temperature	-30°C ~ +45°C	-30°C ~ +45°C	-30°C ~ +45°C
IP Rating	IP65	IP65	IP65
IK Rating	IK08	IK08	IK08
Housing	Die cast aluminium	Die cast aluminium	Die cast aluminium
Mounting	Adjustable Bracket	Adjustable Bracket	Adjustable Bracket
Input Cable Length	300mm	300mm	300mm
Weight	1.95kg	2.6kg	3.45kg
Dimensions	215 x 47 x 325mm	261 x 55 x 360mm	267 x 62 x 395mm

Part Codes

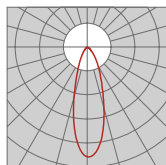
PL-FF100	100W LED Floodlight
PL-FF150	150W LED Floodlight
PL-FF200	200W LED Floodlight with Removable Bracket
PL-FF300	300W LED Floodlight with Removable Bracket (MOQ & lead time applies)

Standard lens

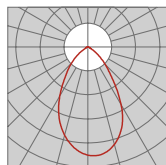


110°

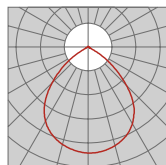
Optional lenses



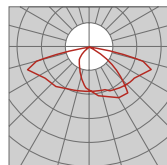
30°



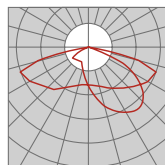
60°



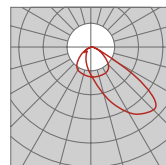
90°



T2*



T3*



Tennis court**

*T2, T3 refers to asymmetric lensing

**Available only for 200W, 300W